


ESCAMBIA COUNTY 2024 VOTER GUIDE



DAVID H. STAFFORD
Supervisor of Elections

(850) 595-3900
EscambiaVotes.gov

OUR MISSION

To ensure that all qualified citizens are free to exercise their fundamental right to vote in open, impartial, and secure elections.



2024 ELECTION DATES

Federal, State and Local Elections

Presidential Preference Primary: March 19, 2024

Voter Registration and Party Change Deadline:
February 20, 2024

Primary: August 20, 2024

Voter Registration and Party Change Deadline:
July 22, 2024

General: November 5, 2024

Voter Registration Deadline:
October 7, 2024

Note: You must be registered on or before the registration deadline to be eligible to vote in an election. In primary elections, party changes must also be completed on or before the registration deadline.

3 WAYS TO VOTE

1. Early

For most elections in Escambia County, early voting is offered to all eligible voters at multiple locations throughout the county. Early voting begins a minimum of 10 days prior to Election Day.

2. By Mail

You may request a vote-by-mail ballot by contacting our office by phone, mail, fax, email or online. Requests for a ballot to be mailed to you must be received by 5 p.m. no later than 12 days prior to Election Day. Voted ballots must be received no later than 7 p.m. on Election Day and may be returned by mail or hand delivery.

3. On Election Day

You may vote in person at your polling location (printed on your Voter Information Card and sample ballot) on Election Day. Polls are open from 7 a.m. to 7 p.m. You must vote at the polling location assigned to your precinct of legal residence.

*More detailed information on the 3 ways to vote available at EscambiaVotes.gov

OFFICES TO BE ELECTED IN 2024



Federal

President and Vice President
U.S. Senator
Representative in Congress, 1st District

State

Senator, District 1
House of Representatives, Districts 1 & 2
State Attorney, 1st Judicial Circuit
Public Defender, 1st Judicial Circuit

Constitutional Officers

Clerk of the Court
Sheriff
Property Appraiser
Tax Collector
Supervisor of Elections

Judicial

Justice of Supreme Court of Florida (retention)
Judge, 1st District Court of Appeal (retention)
County Judge, Groups 4 & 5
Circuit Court Judge, First Judicial Circuit, Multiple Groups

County and School Board

County Commission, Districts 1, 3 & 5
School Board, Districts 4 & 5

Special Districts

Emerald Coast Utilities Authority, Districts 1, 3 & 5
Santa Rosa Island Authority
Escambia Soil & Water Conservation, (Groups 1-5)

City of Pensacola

City Council, Districts 1, 3, 5 & 7

Town of Century

Mayor
Town Council, Seats 1 & 2

*More detailed information available at EscambiaVotes.gov/president-year-offices

REGISTERING TO VOTE

Registering to vote is easy. You will need your Florida Driver's License number, Florida ID Card number or the last four digits of your Social Security number. If you have none of these, you may be required to provide additional ID prior to voting for the first time.

Online voter registration is available at [RegistertoVoteFlorida.gov](https://registertovoteflorida.gov). A Florida Driver's License or Florida ID Card or the last four digits of your Social Security number are required. You may also submit your Florida Voter Registration Application by mailing it to the Supervisor of Elections Office located at 213 Palafox Place.

To register in person, simply complete a Florida Voter Registration Application at an authorized voter registration agency, which includes, but is not limited to the following locations:

- Election offices
- Public Libraries
- Florida Driver's License/Tax Collector offices
- Centers for Independent Living
- WIC and Florida Department of Children and Families offices
- Armed Forced recruitment offices
- Several other public agencies



You may register to vote if:

- You are a U.S. citizen
- You are at least 18 years of age (you may preregister at 16)
- You are a legal resident of the Florida county in which you wish to be registered



You may NOT register to vote if:

- You have been convicted of a felony or adjudicated mentally incapacitated with respect to voting, unless your right to vote has been restored
- You are not a U.S. citizen

WHAT TO EXPECT AT THE POLLS




1. Enter the polling place.
2. Present proper identification to the election worker so your record can be located in the electronic pollbook.
3. After photo ID is confirmed, sign the signature pad. Signature is then verified against the ID provided.
4. A ballot and secrecy sleeve are issued.
5. Take the ballot to the privacy booth or ballot-marking device.
6. After marking and reviewing selections, take the ballot to the tabulator.
7. Insert the ballot in the tabulator and receive your "I Voted" sticker.
8. If you need assistance in voting, see an election worker.

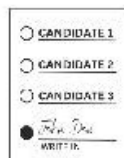
HOW TO VOTE

Escambia County's voting method is by paper ballot tabulation through a digital scanner.

To vote, simply mark the ballot by completely darkening the oval to the LEFT of your choice, as illustrated.



For write-in candidates, if applicable, darken the oval to the LEFT of the words "Write-In," and write the qualified write-in candidate's name on the blank line provided.



After reviewing your ballot, insert it into the digital scan tabulator. If you make a mistake or need extra assistance, ask an election worker.

YOUR VOTER INFORMATION CARD

Once registered, a Voter Information Card will be mailed to you. This card provides your precinct number and polling location as well as other information concerning the districts in which you reside. You are not required to present the card to vote on Election Day or during early voting.

If your polling place changes, you will be mailed a new Voter Information Card with updated information on where to cast your ballot on Election Day.

ESCAMBIA COUNTY FLORIDA		VOTER INFORMATION CARD		You are required to present an approved photo and signature ID when you vote.	
ISSUED TO	DATE OF BIRTH	U.S. CONGRESSIONAL DISTRICT	STATE SENATE DISTRICT	COUNTY COMMISSION, ECUA, AND SCHOOL BOARD DISTRICT	
PRECINCT NUMBER AND ADDRESS	VOTER REG. NUMBER				
	REG. DATE	STATE HOUSE DISTRICT	CITY COUNCIL DISTRICT		
	POLITICAL PARTY				

NEED MORE INFORMATION? EscambiaVotes.gov

FLORIDA HOLDS CLOSED PRIMARIES

In Florida's partisan primary elections, you may only participate in the primary of the party in which you are registered. However, if all candidates for an office are from the same party and will not face opposition in the general election, then all qualified voters may cast a ballot in the primary, regardless of party affiliation. This is known as a Universal Primary Contest.

In the general election, and in non-partisan contests, all voters may cast a ballot without regard to political party.

If you need to update or change your party affiliation, use a Florida Voter Registration Application or visit RegstertoVoteFlorida.gov. The deadline to change your party affiliation is 29 days prior to a primary election.

KEEP YOUR INFORMATION CURRENT

In order to maintain accurate voter rolls, we ask that you keep us informed of any changes to your registration, including:

- Legal name change
- Residential address change
- Political party change
- Mailing address change
- Signature change

It is important to keep your signature updated, as it is used to verify vote-by-mail ballots and petitions. An outdated signature may result in your vote-by-mail ballot or petition not being accepted.

You may update your signature on file with our office at any time using a Florida Voter Registration Application, which can be obtained from our website, our office or any other voter registration agency.

You can update your address by calling us at (850) 595-3900, emailing soe@escambiovotes.gov or visiting us online at EscambiaVotes.gov. To change your party affiliation or update your legal name, use a Florida Voter Registration Application. Most updates can be made online by visiting RegistertoVoteFlorida.gov.



WHERE DO I VOTE?

When voting in person on Election Day, you must vote at your precinct's designated polling location. You can find information about your polling location on your Voter Information Card, sample ballot, or by visiting EscambiaVotes.gov/precinct-finder.

WHAT TO EXPECT AT THE POLLS




1. Enter the polling place.
2. Present proper identification to the election worker so your record can be located in the electronic pollbook.
3. After photo ID is confirmed, sign the signature pad. Signature is then verified against the ID provided.
4. A ballot and secrecy sleeve are issued.
5. Take the ballot to the privacy booth or ballot-marking device.
6. After marking and reviewing selections, take the ballot to the tabulator.
7. Insert the ballot in the tabulator and receive your "I Voted" sticker.
8. If you need assistance in voting, see an election worker.

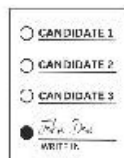
HOW TO VOTE

Escambia County's voting method is by paper ballot tabulation through a digital scanner.

To vote, simply mark the ballot by completely darkening the oval to the LEFT of your choice, as illustrated.



For write-in candidates, if applicable, darken the oval to the LEFT of the words "Write-In," and write the qualified write-in candidate's name on the blank line provided.



After reviewing your ballot, insert it into the digital scan tabulator. If you make a mistake or need extra assistance, ask an election worker.

VOTERS WITH DISABILITIES

Escambia County early voting and Election Day polling locations have at least one ballot marking device to assist persons with disabilities or any voter who wishes to use it.

This ballot marking device allows voters the option of a touchscreen or an audio headset with a keypad to mark their ballot. The screen has large-print capability and adjustable screen contrast for better viewing.

To use the accessible ballot marking device, follow these steps:

1. Insert the blank ballot into the ballot marking device.
2. Make selections by touching your choice on the touchscreen or keypad.
3. Select “back” or “next” to navigate through the ballot.
4. Review selections, select “print card,” and the device will mark the ballot and return it to you.
5. Confirm your choices on the printed ballot and insert the ballot into the tabulator.

If you make a mistake on your ballot or need extra assistance, ask an election worker.



If voters with disabilities prefer to vote-by-mail, they may request an accessible vote-by-mail ballot be sent to them by contacting the Supervisor of Elections Office.

VOTERS' BILL OF RIGHTS

Each registered voter in this state has the right to:

- Vote and have his or her vote accurately counted
- Cast a vote if he or she is in line at the official closing of the polls in that county
- Ask for and receive assistance in voting
- Receive up to two replacement ballots if he or she makes a mistake prior to the ballot being cast
- An explanation if his or her registration is in question
- If his or her registration is in question, cast a provisional ballot
- Written instructions to use when voting, and, upon request, oral instructions in voting from election officers
- Vote free from coercion or intimidation by elections officers or any other person
- Vote on a voting system that is in working condition and that will allow votes to be accurately cast

VOTERS' RESPONSIBILITIES

Each registered voter in this state should:

- Familiarize himself or herself with the candidates and issues
- Maintain with the office of the Supervisor of Elections a current address
- Know the location of his or her polling place and its hours of operation
- Bring proper identification to the polling station
- Familiarize himself or herself with the operation of the voting equipment in his or her precinct
- Treat precinct workers with courtesy
- Respect the privacy of other voters
- Report any problems or violations of election laws to the Supervisor of Elections
- Ask questions, if needed
- Make sure that his or her completed ballot is correct before leaving the polling station

NOTE TO VOTER: Failure to perform any of these responsibilities does not prohibit you from voting.

MILITARY AND OVERSEAS VOTERS

The following voters are covered by the federal Uniformed and Overseas Citizens Absentee Voting Act (UOCAVA) and related state statutes:

- Active duty members of the United States uniformed services (or their spouses and dependents)
- Active duty members of the merchant marine (or their spouses and dependents)
- U.S. citizens residing overseas

Such voters may register to vote in Florida using a Federal Post Card Application (FPCA), which also serves as a vote-by-mail ballot request, or may use a Florida Voter Registration Application and indicate their status.

In addition to the traditional mail option, UOCAVA voters may have ballots faxed or emailed to them. Overseas voters may return their ballots via fax, but not email. UOCAVA voters may also use our online ballot delivery system which allows a voter to access and mark a ballot online.

The completed ballot must be printed and returned by mail (or fax if overseas), as online or email return of a voted ballot is not permitted in Florida.

For more information on military and overseas voting, visit EscambiaVotes.gov/absentee-voting-and-registration.



All vote-by-mail voters can track the status of their ballot at EscambiaVotes.gov/ballot-trax or by scanning the QR code below.



DAVID H. STAFFORD
Supervisor of Elections

EscambiaVotes.gov
soe@escambiovotes.gov

Phone: (850) 595-3900
Fax: (850) 595-3914
TDD: (850) 595-3913

Street Address:
213 Palafox Place, Second Floor

Mailing Address:
PO Box 12601
Pensacola, FL 32591

